



THE WINDSOR ORCHID SOCIETY

La Société des Orchidophiles de Windsor

Page 1

Congratulations WOS/SOW on your 28th year of service to orchid enthusiasts.

Visit us on the web at: www.windsororchidsociety.ca

No 02 2012/13

Next Meeting: Sunday, Oct 21, 2012

Time: 1:30 p.m.

Location: St. Clair College, Room 192A (Horticultural Building), Guests are Welcome

Topic: Award Winning Plants of Crystal Star, by Eric and Ellen Lee. Eric will have plants for sale.

The Windsor Orchid Society continues to meet from September to May on the last Sunday of each month since its beginnings in 1985.

Note the occasional exception when we are participating at Orchid Shows that are scheduled for the same weekend as our meeting.

Executive Members

President	Chuck Lefaive	519-208-4836	chuck.lefaive@rogers.com
Vice-President	Louise Holt	519 252-3781	we.ezer100@hotmail.com
Secretary	Renee Gignac	519-995-2392	rgignac776@hotmail.ca
Assistant Secretary	Tammy Siefker	519-999-5439	sief45@hotmail.com
Treasurer	Betty Levar	519-253-5531	bettylevar@gmail.com
Past-President	Ed Cott	519-252-7342	laelia@aol.com

Society Representatives

COC Rep.:	Louise Holt
AOS Rep.:	Ed Cott
MAOC Rep.:	Doris Asher
OD Rep.:	Ed Cott

Committee Appointments

Archives:	Chuck Lefaive
Budget:	Ed Cott - Betty Levar
Conservation:	Mary Caspers

Committee Appointments (continued)

Fund-raising:	Mary Caspers - Ed Cott - Tammy Siefker
Hospitality:	Eunice Bragg - Tammy Siefker
Library:	Louise Holt
Membership:	Ed Cott - Betty Levar - Eunice Bragg
Newsletter:	Bernie Butts - Chuck Lefaive
Photographer:	Hung Le, Ed Cott
Program:	Ed Cott
Publicity:	Bernie Butts
Raffles & Prizes:	George Vegh
Orders / Supplies:	Ed Cott
WebSite:	Chuck Lefaive - Bernie Butts - Ed Cott - Eunice Bragg - Mary Caspers - Louise Holt
Welcoming:	Renee Gignac - Sheila Hooton
Winter Social:	Sue Alexander
Webmaster:	Bernie Butts



Crystal Star Orchids is a family owned and operated orchid nursery located north of Toronto in Queensville, Ontario, Canada. Starting their business in 1987 with Bonsais, Eric and Ellen developed vast horticultural knowledge in growing bonsai and moved onto orchids. Since 2001 they transitioned their focus on growing orchids exclusively.

They serve both the hobbyist and the potted plant markets, with Phalaenopsis, Odontoglossum intergenerics, Paphiopedilum, and other varied genera, however their true passion is the Cattleya alliance.

In an effort to provide their customers with an even wider variety than they are able to maintain in their greenhouses, they have arranged a service that provides access to the best and newest varieties in the world, from more than 15



of the top orchid nurseries in the USA and Taiwan, such as Krull-Smith Orchids, Sunset Valley Orchids, Jumbo Orchids and In Charm Orchids to name a few.

With his presentation, Eric will show us the results from years of successful competition with Crystal Star's 'Award Winning Plants.'

Fund Raising Ideas for Next Year: It is always difficult to come up with new ideas to raise funds each year. We have had auctions of plants, OrchidWiz, raffles, calendar sales, etc. but we'd like your ideas and input. Many of you are involved with other organizations and have seen how they raise funds. One thought is to host a dinner (Friday Night Spaghetti Dinner) through one of the local Italian clubs or to raffle off prizes gifted from local retailers. Let Mary know what you think. Maybe there are some fund raisers that you would like to see again.

Parking: Parking lot is now completed and members can park in Lot "L" behind the greenhouse building and walk to the meeting room. (Enter through the exit – the gate will be open).

Membership dues - \$20 single/ \$25 family

UPCOMING R.B.G. SHOW: If you have orchids in bloom for the Oct. 27–28 R.B.G. Orchid Show in Burlington, please bring them to the Sunday Oct 21st WOS General Meeting or leave them with Eunice during the week, Oct 22-25. No 26th drop offs (show travel and setup).

Please call Eunice between 10:00am and 5:00pm at (519)253-4751 to make arrangements with her. Try to avoid lunch hour and no after hours calls please.

September meeting show table:

***** indicates best in show.**



Cattleya [C.] Cariat's Mini-Quinee
Exhibited by Ed



Cattleya [C.] Chief Gem 'Red Jewel' BM/TOGA
Exhibited by Lilly



Cattlianthe [Ctt.] Loog Tone
Exhibited by Jeannie



Psychopsis [Pyp.] Mariposa 'Green Valley'
Exhibited by Eleanor



Procattavola [Pcv.] Golden Peacock
Exhibited by Ed



Vanda [V.] Grove's Dream * Best Hybrid**
Exhibited by Renee

A special thank you for contributing food and raffle items at the September meeting: Betty, Eunice, Lilly, Tammy, Renee, Ruth, Julia, Chuck, Julia and Rudy, Renee, Chuck and Bernie, Eleanor, Ed.

Photo Contest: We will have our fourth annual photo contest at the APRIL Meeting, new month, same rules as in the past. Take many great photos of your beautiful orchids and participate.

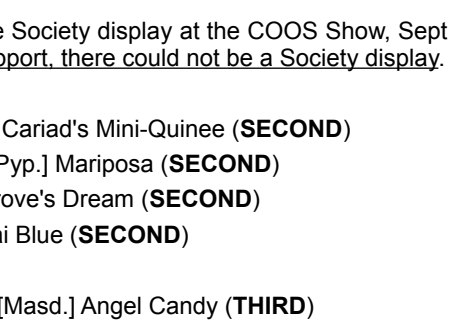
Orchid Supplies: Bark, Physan, sphagnum, sponge rock, fertilizer, totes, etc. Check with our Special Orders and Supplies committee chair – Ed Cott.

COC AWARD CRITERIA: REVISED FOR 2013: Each year two AOS judges will be asked to select their assessment of the best orchid in the WOS/SOW display presented at the annual London Orchid Society Show. The orchid must be previously identified and vouched for by the exhibiting WOS/SOW member as having been owned and grown by its exhibitor for at least six (6) months prior to exhibition. This selected orchid will receive the COC Award for that year from the WOS/SOW.

Thank you Inge and Peter: The WOS/SOW would again like to express its appreciation to Inge and Peter Poot for driving such a distance to share their expert knowledge of Brassavolas and orchids and orchid culture in general and for also bringing divisions of some of their own plants for sale. This return visit to Windsor underlines this couple's commitment to not only orchids but to orchid Societies and their members. Chuck



Sept. 2012 Society display at the COOS Show:



The Windsor Orchid Society would like to thank the members who set-up and dismantled the Society display at the COOS Show, Sept 28-30. A special thank you to the members who contributed plants for this show. Without support, there could not be a Society display.

Congratulations to the following Members for their ribbons:

Ed: Acianthera [Acia.] prolifera 'Cloud's Rubies' (**FIRST**)
 Ed: Bratonia [Brat.] Ocelot (**FIRST**)
 Ed: Oncostele [Ons.] Aloha Sparks 'Halloween' (**FIRST**)
 Ed: Phalaenopsis [Phal.] cornu-cervi (**FIRST**)
 Renee: Phalaenopsis [Phal.] Pingtung Gold (**FIRST**)
 Ed: Phalaenopsis [Phal.] Vio Vio (**FIRST**)

Ed: Cattleya [C.] Cariad's Mini-Quinee (**SECOND**)
 Renee: Psychopsis [Pyp.] Mariposa (**SECOND**)
 Renee: Vanda [V.] Grove's Dream (**SECOND**)
 Renee: Vanda [V.] Bai Blue (**SECOND**)
 Ed: Masdevallia [Masd.] Angel Candy (**THIRD**)



From the President: To all those Society members involved in making our first general meeting of this orchid year run so smoothly, thank you. I certainly appreciate your care, attentiveness and support. Except for my fumbles at the computer, the new Website review went well and Bernie's work as Webmaster and designer speaks for itself. Bernie has appreciated all the accolades and good wishes and suggestions for improvements. The WOS/SOW now has a comprehensive and interactive Website that we and visitors far and wide can make use of for supplies, for reading and viewing materials, for research, for information of upcoming and past events, to learn about our Society and its active, involved members. Visit it often. This hands-on website (www.windsororchidsociety.ca) will be kept updated before and soon after every major Society event.

The end of October will be as busy as the end of September was. Our Society general meeting will again be one week early, Sunday Oct. 21. This is necessary to accommodate the RBG Show that this year incorporates the COC Annual General Meeting (Sunday, Oct. 29, 10 am to 12 noon.) See the agenda of speakers on p.4 of this **Newsletter** and, if you can, plan to attend some of these events as well as the excellent Show with its many displays and orchid vendors.

NOTICE: Dues are due, \$20 single and \$25 family. If you do not have e-mail capabilities, you are mailed a copy of our colour **Newsletter**. Others receive it by e-mail. The printed copy is expensive to produce and mail. Your Executive would like members who have e-mail capabilities but also request a printed copy be mailed to seriously consider donating a suggested \$15 to the Society for this **EXTRA** service.

Remember, with the new Website, **Newsletters** will be available to view and research on our site. Thanks.

Your President.

R.B.G.Orchid Society Show Speaker Agenda: Saturday, October 27, 2012

- 12:30 Basic Care of orchids, Denise MacLeod:** This session will provide valuable tips to get you and your orchids on the right track.
1:30 Flower arranging with orchids, Kathleen Wilson: Learn how to use orchids in table centre-pieces, baskets and corsages.
2:30 What's New in Paphs, Norito Hasegawa: Norito is an expert hybridizer of Slipper Orchids, owner of Paphanatics unLimited and a judge in both the AOS and the Cymbidium Society of America for over 35 years.
3:30 Growing orchids in a terrarium, Drew Goddard: For to those who are thinking of doing "something different".

Sunday, October 28, 2012

- 10:30 Photographing Orchids, Don Corby:** Learn from an expert how to get the best results when you are photographing orchids.
11:30 Selection and Care of Miniature Orchids, Carlo Balistrieri: Learn about what is available and how to look after them.
12:30 Selection and Care of Oncidiums, Doug Kennedy: You've been growing phalaenopsis and now you want to expand your collection to include oncidiums? This session: How to choose and care for your specimen plants.
1:30 Flower arranging with orchids, Kathleen Wilson: Learn how to use orchids in table centre-pieces, baskets and corsages.
2:30 Multifloral Paphs, Norito Hasegawa: Norito has forgotten more about papheopedilums than we shall ever know.
3:30 Re-potting orchids, Denise MacLeod: This session will provide valuable tips on when and how to re-pot.

Louise, our COC Rep., will attend the COC Annual General Meeting as our voting delegate. Other Society members are encouraged to attend, Sunday, October 28, 2012, from 10 am to 12 noon, at the RBG. Let Louise know.

Monthly Checklist for November and December:

Cattleya: Growers of just about every level of expertise will have begun to notice autumn conditions by now. Days are becoming shorter, hence cooler; the sunlight has less intensity as a result of the sun's lowering angle, nights are longer and generally cooler. Plants are responding by slowing and ripening their growth in preparation for winter.

The first cultural change noticed should be a reduced frequency of watering, as the plants dry out more slowly. This is a function of both the reduced day length and lower temperatures, as well as the plants' slowing growth rate. Reduced water needs signal a reduced need for fertilization. Note that the key word is reduced, not eliminated. Feed less frequently and at lower dosage, but feed. Growths, made during summer's heat, and relatively soft and green, will be ripening -- hardening -- in preparation for a brief period of rest (in many cases).

Many of these ripening growths will have a sheath, presaging the coming winter or spring flowering season. In some cases, these sheaths will have been evident since as early as July. (Early sheath development does not mean early flowering on plants with winter-spring seasons.) You may notice that some of these sheaths are showing signs of yellowing. This is not abnormal. Autumn's more pronounced temperature fluctuation can lead to water condensation inside the sheath, hastening the normal process of senescence, so yellowing sheaths can be left on the plant only so long before they must be carefully removed to preserve the bud primordia within. Water condensation left unchecked can rot the bud primordia. The sheaths can be safely removed by slitting open and peeling down toward the pseudobulb.

Cool-Growing Orchids: One can almost hear a sigh of relief from all of the cool-growers, from masdevallias to odontoglossums. As day temperatures decline, one can see a noticeable improvement in these plants. Shorter days and lower light levels do not seem to bother them. Repot before winter arrives.

Cymbidium: Finally we begin in earnest the main cymbidium season. *Cymbidium ensifolium* can give some early and fragrant hybrids, but it is now that the bulk of the crop will be flowering. The season lasts for about seven months, adding color to any collection. Miniature varieties will peak for the next three to four months. There are three important things to do: stake inflorescences ramrod straight for best presentation, watch for slugs and snails (especially just after a rain), and fertilize with a mild balanced formula regularly.

Oncidium crispum Complex: This is the season for plants in *Oncidium* section *crispum* from Brazil to shine. Extremely vigorous hybrids come in wide varieties of markings dominated with chestnut and brown and butter yellow. Give plants high light to produce strong upright inflorescences. The pseudobulbs should be plump, so do not let the plants dry out while they are in bloom. Later, plants will enter a dormant period.

Paphiopedilum: The flowering season for the "toads" or "bulldog" paphs is just getting underway. These cannot be grown everywhere, but where cooler summer nights allow their growth, there is no longer-lasting or more exotic display than these. Paphiopedilums are, in general, not heavy feeders, and it is especially important with this type to reduce nitrogen levels now for best flowering and spike length. Be watchful for water accumulating in the growth around the sheath, or for the late-season warm spell, either of which can lead to the sheath's rotting. As the spikes emerge, do not change the orientation of the plant toward the light, as this can lead to a crooked or twisted spike.

While paphiopedilums rarely like to dry out entirely, water needs are significantly reduced beginning now. Overwatering at this time of year can quickly lead to root rot or erwinia problems. Now is the time to practice good sanitary practices in your greenhouse or growing areas, as pest and disease problems have a way of multiplying rapidly in the darker and more crowded conditions that generally mark the winter growing area. With paphiopedilums, especially, "cleanliness is next to godliness" and if the growing area is littered with old foliage, weeds and dying flowers, keeping the plants alive and flowering will be next to impossible.

(continued on page 5)



Monthly Checklist for November and December:

(continued from page 4)

Phalaenopsis: Shortening days and cooler nights are the signals for inflorescence initiation in phalaenopsis. In more northern climates, or on the west coast, growers have already begun to see the early inflorescences that may be ready for Christmas. In the eastern areas, nights in the greenhouse will now be in the low to mid 60s, depending on the thermostat setting, so the first of our phalaenopsis will not begin to bloom until Valentine's Day at the earliest.

A reduction in nitrogen levels will go a long way to giving the best possible spiking, as will a boost in potassium and phosphorus. In other words, a "bloom booster"-type fertilizer is definitely indicated in the next few months. Disease and pest problems are best dealt with now, especially as mealybugs hide in the bracts and flower buds. Once they have established themselves, they are difficult to eradicate, and flower damage or crippling results. Potential disease problems can be dealt with by the application of a copper-based compound to control/alleviate rot problems before they start. There is nothing more frustrating than to have shepherded your plants through a growing season, only to have them decline before your eyes.

Vandaceous Genera: Whereas the general decline in temperatures is beneficial to cool-growing orchids, it is not for vandaceous plants. The only cold-hardy member is *Neofinetia falcata*. Orient your plants in such a way as to take advantage of as much light as possible. This can be a problem in northern latitudes. Reduce watering and feeding schedules.

The WOS/SOW and The AOS thanks Ned Nash and James Rose for this essay.

American Orchid Society at Fairchild Tropical Botanic Garden | 10901 Old Cutler Road | Coral Gables, FL 33156

© 2012 American Orchid Society. All rights reserved

Phragmipediums – Watering with Ebb & Flow (Ed Cott)

In June of this year, I was honoured to attend the Appreciation Dinner of the Toronto Artistic Orchid Association (TAOA). It is a dinner held annually by the Chinese society to thank those judges who had assisted at their annual show held a couple of months before. It happened that the dinner coincided with a visit to the Southern Ontario Orchid Society by Jason Fischer of Orchids Limited. Jason is the namesake of that now famous hybrid of Phrag. besseae and Phrag. Memoria Dick Clements – Phrag. Jason Fischer. This is a hybrid done in 1996 by his father, Jerry Fischer. Jason had also been invited as a special guest of the TAOA.



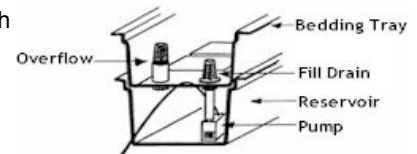
As luck would have it, Jason and I were seated next to each other at the dinner and talked all night about orchids, the orchid business and orchid culture. In particular, I was interested in knowing about the culture of Phrag. kovachii, a recently discovered Peruvian species that Orchids Limited has in culture and propagation. Jason indicated that he had travelled to Peru to observe the habitat in which this species grows. What he noticed is that, like most Phragmipediums, the roots of the plants are always kept wet by natural water springs that run down the face of rock cliffs where the species grows. As a result, the culture of Phrag. kovachii, and any of its hybrids, is done with the use of ebb and flow systems at Orchids Limited. Such systems ensure the roots are wet and, more importantly, kept that way by flowing water, not stagnant pools.



Having acquired several Phrag. kovachii hybrids from Jason I wanted to do a bit of research on Ebb & Flow systems.

How it works

The water (RO water with MSU fertiliser) is stored in the reservoir and is pumped up to the tray with a submersible pump through the fill/drain fitting. The pump is controlled with a timer that turns on a few times per day, enough to keep the growing media moist all the time. The pump only needs to run long enough to reach the top of the overflow fitting. When the pump turns off the solution flows back down the fill/drain fitting and out the pump. The amount of solution that goes into the tray is controlled by the overflow fitting.



How to build it

What you need:

- Tray
- Reservoir
- Fill / Drain Overflow fitting Kit
- Pump*
- Tubing
- Timer

*The pump needs to be strong enough to lift the water to the tray but not too strong or you will have a fountain! Most pumps have a measurement of how high they will pump. It is measured in HEAD. If a pump is rated at four feet of head, that's how high it will pump. Some pumps only have a rating in PSI (Pounds per Square Inch). In most cases, you want a pump with a head rating of twice the height that you need to lift the water.


The tray must be above the reservoir so when the pump turns off, the water will flow back down through the pump. You can place the tray directly on top of the reservoir or make a stand for the tray and put the reservoir underneath.



The Fill / Drain and Overflow fittings fit in a 1 inch hole. Some of our trays are drilled and come with the fittings. Install the fittings and connect the pump with a 1/2 inch I.D. tube. The overflow fitting may need to be extended below with a piece of 3/4 inch PVC pipe.

The overflow fitting may need to be adjusted. The tray should only flood to about 80 percent of the height of the growing medium. You may need to add or remove PVC pipe on the top too. Test this before filling the tray with growing media. I prefer not to use a screen on overflow fittings. All the leaves that drop collect around the screen and changes the flood depth. The more debris around the screen, the higher the water goes. If the water floods too deep, the growing medium will float and your plants tip over. Or even worse, the tray might overflow!

My Ebb & Flow system – 25 gallon reservoir





Your Windsor Orchid Society 2012-2013 Programming Guide! - mark your calendar

Date	Speaker / Event	Topic	Plants for Sale?
Oct 21	Crystal Star Orchids Eric and Ellen Lee	Awarded Plants	Yes (pre-orders available)
Nov 25	Orchids in Our Tropics Doug & Terry Kennedy	Travel Adventure in South America	Yes (pre-orders available)
Dec 02	Winter Social Lake Erie Country Club	1-4 Potluck	TBA
Jan 27	March Hollow Orchids Mario Ferrusi	A Cultural Question and Answer	Yes (pre-orders available)
Feb 24	Flora Peculia Terry Kowalczyk	Neofinetia falcata	Yes
Apr 28	Photo Contest	Orchids	TBA

Date Show / Event Location and contact info if available

2012		
Oct 13-14:	Eastern Canada Orchid Society	Hotel Espresso & Conference Center, 1005 rue Guy, Mtl.
Oct 19-21:	Fraser Valley Orchid Society	George Preston Rec. Centre, 20699 42nd Ave, Langley, BC
Oct 27-28:	Orchid Society of the R.B.G.	680 Plains Rd., Burlington, also the COC AGM.
Nov 24-25:	Saginaw Valley Orchid Show	1500 Wackerly, Midland, MI lasule@peoplepc.com
2013		
Feb 16-17:	Southern Ontario Orchid Society	Toronto Botanical Garden, Edwards Gardens.
Mar 16-17:	London Orchid Society Show	1065 Sunnysdale Rd., E., London, ON.

Membership Application and Renewal Form

Please complete as much as possible as it helps in assessing if there are particular membership needs.

Complete this form and bring to the next general meeting or mail it along with your payment to:

The Windsor Orchid Society, C/O Betty Levar, 1822 Chilver Road, Windsor, Ontario. N8W 2T8

Name: _____

Address: _____

City: _____ Province: _____ Postal Code: _____

Telephone Number: _____

Email Address: _____

How do you prefer to receive your monthly Newsletter? Email: _____ Postal mail: _____

Are you a member of the COC? ____ AOS? ____ Orchid Digest? ____ Other(s)? _____

How many years have you grown orchids? ____ Greenhouse ____ Under-lights ____ Windowsill ____

Favorite genera? _____ Would you like to do a meeting presentation? ____

How did you hear about the Windsor Orchid Society? (new members only) _____

Annual Dues are \$20.00 single and \$25.00 family.

Your society is based on volunteers for meetings, displays, shows, etc. If you are able to assist, please contact one of the executive members.

Membership needs and wants:

If there is any topic you would like to see discussed at a future meeting and/or have a question you would like discussed, make a note of it here and bring it to an upcoming meeting: _____

An open letter to all Canadian Orchid Societies

I am writing to your orchid society to invite you to the 31st Annual Orchid Show of the Orchid Society of the Royal Botanical Gardens in Burlington, Ontario on Saturday, October 27 and Sunday, October 28, 2012.

This year we are hosting the Canadian Orchid Congress and invite you to our **dinner and auction** on Saturday evening. The only cost for this dinner is that you donate orchid related items to the COC auction. As this is a joint fundraiser for the COC, a Canada wide association working for all of us, I hope that you can support the auction with a donation even if you are unable to attend. **Dinner: please RSVP lyndamv@hotmail.com**

The show is to be held at the Royal Botanical Gardens, 680 Plains Road West, Burlington, Ontario and there is a **2 for 1 admissions coupon** available on our website www.osrbg.ca. The dinner and auction are at **East Plains United Church, 375, Plains Road East, Burlington**, less than five kilometers east of RBG. The festivities will begin as soon as the awards ceremony is completed at the close of the show on Saturday.

Our Society is looking forward to your company. Please come and enjoy the show, our dinner party and COC auction, Niagara Falls and the Royal Botanical Gardens. Lynda Vuorman, President, OSRBG

Purchase one admission to Royal Botanical Gardens and receive a second admission of equal or lesser value for free (not including taxes). This coupon must be presented and surrendered at the time of purchase. Not to be used in conjunction with any other offers or discounts including consignment, group, school, or prepaid admissions. No cash value. Limit one 2 for 1 admission per coupon. Photocopies not accepted.

Orchid Society of RBG 31st Annual Show
Valid ONLY Oct. 27th & 28th 2012



**2 FOR 1
ADMISSION**